

## TimeCast™ System Setup

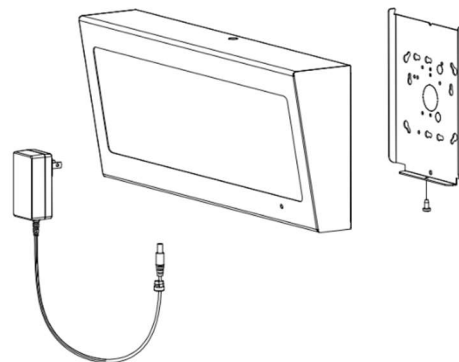
This clock is part of a wireless network, follow the TimeCast™ Clock System Setup Guide to ensure proper synchronization of the entire clock system!

To view the System Setup Guide and all related documentation, scan the QR code or visit <https://www.natsco.net/clock-systems/products/> and click on TimeCast™ Digital Clocks



## Wall Transformer (-120V-WT) Versions

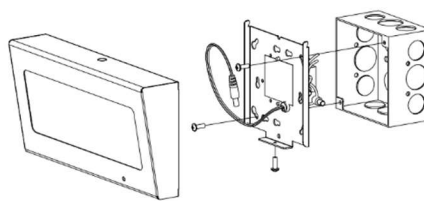
The DTC225 and DTC400-120V-WT versions are powered from a nearby electrical outlet. There are knock-outs in the top and bottom of the clock case for the wall transformer cable to pass through using the provided strain relief. The included wall transformer has a 6' power cable.



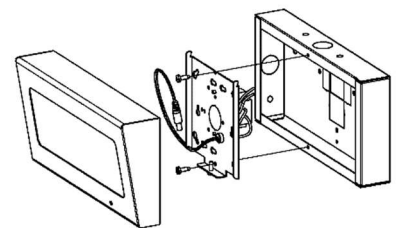
## Hard-Wired Transformer (-120V-HW) Versions

The DTC225 and DTC400-120V-HW versions use a hard-wired transformer to provide power from the local 120V source. The mounting plate screws to a handy, single gang, double gang, or deep 4" square electrical box.

For surface conduit installations, the surface box may be ordered. The surface box provides a conduit entry on two sides.



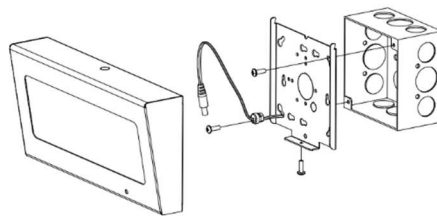
Flush Electrical Box



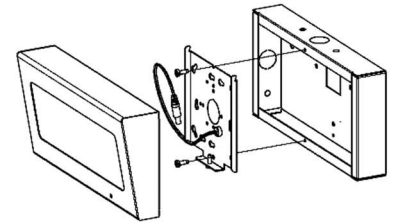
Surface Mounted Box

## Existing Low Voltage Power (-24V) Versions

The DTC225 and DTC400-24V versions are for use where there is a centralized 24V power supply. No transformers are required at the clock location. Depending upon local electrical codes, an electrical box may not be required. The mounting plate screws to a handy, single gang, double gang, or 4" square electrical box. The mounting options are the same as the -HW versions without the need for a transformer.



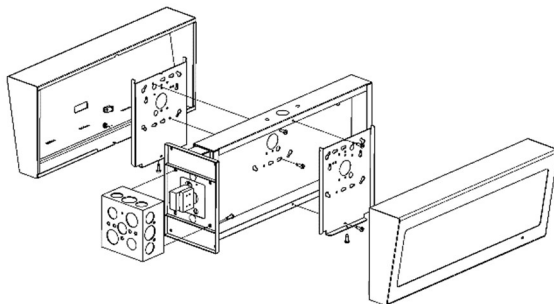
Flush Example



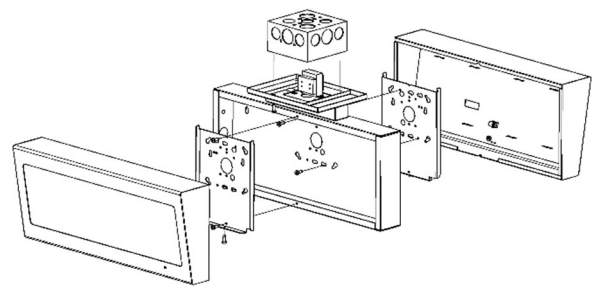
Surface Example

## Double Face (-120V-HW) and (-24V) Versions

The DTC225 and DTC400 Double Face versions can either be wall mounted or ceiling mounted. Both mount to a securely installed deep 4" square electrical box. The (-120V-HW) models come complete with the required transformer attached to the mounting plate locating the transformer inside the electrical box. The (-24V) models are the same less the transformers.



Wall Mounted



Ceiling Mounted

## Double Face Wall Transformer (-120V-WT) Versions

The DTC225 and DTC400 Double Face clocks are also available with a wall transformer to be powered from a nearby electrical outlet. The clocks can either be wall mounted or ceiling mounted. There are knock-outs in the top and bottom of the double face bracket for the wall transformer cable to pass through using the provided strain relief. The included wall transformer has a 6' power cable.

